
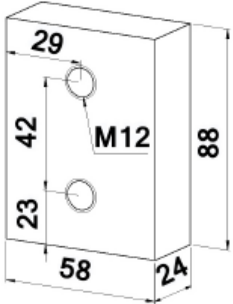


	DIMENSIONS (Cm)	Effective 117 x 65 x h.87
		On Pallet 123 x 75 x h.100
	WEIGHT (Kg)	Effective 630
		On Pallet 645
	OIL	With viscosity = 680 Quantity = 3 lt.
	ELECTRIC MOTOR	400V - 50HZ 5,5 HP - 4 kW
RPM	37	

Cutting capability	R. = 65 Kg. / mm ²			R. = 85 Kg. / mm ²		
	1 Ø 46	2 Ø 32	3 Ø 24	1 Ø 40	2 Ø 30	3 Ø 22

TECHNICAL FEATURES
<ul style="list-style-type: none"> • Completely new projected machine body in monoblock made of spheroidal cast iron; • Gearing in cemented steel; • Reinforced mechanical parts for a better resistance and performance; • Higher Cutting capability; • Special Screw Locator to align perfectly one or more rod between the blades.

OPTIONAL	
	<p>BASE AND PEDAL</p> <p>This system is recommended when a working bench is used to lay the bars, allowing the operator to work maintaining a correct posture and minimizing the effort.</p>

STANDARD EQUIPMENT		
		
<p>BLADES</p> <p>On each cutting machine, 2 hardened steel blades are already fitted.</p>	<p>SCREW LOCATOR</p> <p>Allows perfect alignment of one rod or more between the blades and the achievement of perfectly perpendicular cuts.</p>	<p>LUBRIFICATION SYSTEM</p> <p>Thanks to the new construction system, the parts that require it are easily reached by a single point of grazing.</p>