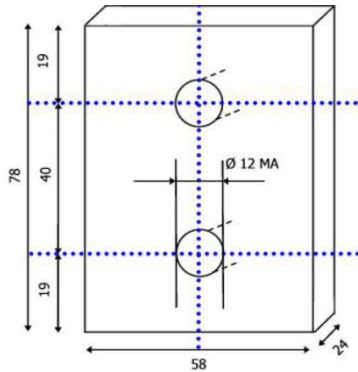
	DIMENSIONS (Cm)	Effective 118 x 71 x h.87
		On Pallet 120 x 75 x h.100
	WEIGHT (Kg)	Effective 605
		On Pallet 615
	OIL	With viscosity = 680 Quantity = 4 lt.
	ELECTRIC MOTOR	400V - 50HZ 4 HP - 3 kW
RPM	90	




Cutting capability	R. = 65 Kg. / mm²			R. = 85 Kg. / mm²		
	1 Ø 34	2 Ø 26	3 Ø 20	1 Ø 30	2 Ø 20	3 Ø 16

STANDARD EQUIPMENT

BLADES
On each cutting machine, 2 hardened steel blades are already fitted.



OPTIONAL

		
<p>LUBRICATING PUMP With manual flow adjuster, for constant and easy lubrication of all the parts subjected to a possible block.</p>	<p>SCREW LOCATOR Allows perfect alignment of one rod or more between the blades and the achievement of perfectly perpendicular cuts.</p>	<p>BASE AND PEDAL This system is recommended when a working bench is used to lay the bars, allowing the operator to work maintaining a correct posture and minimizing the effort.</p>